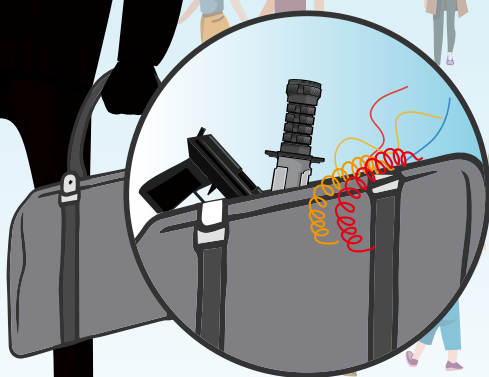


見疑即報

Spot and Report

www.ictu.gov.hk

Suspicious
Person



跨部門反恐專責組
Inter-departmental Counter Terrorism Unit



Introduction

To combat terrorism effectively, in addition to the efforts of law enforcement agencies, the support and participation of members of public are equally important.

There were some overseas examples in which the civilians identified suspicious circumstances in daily lives, alerted the law enforcement agencies and eventually stopped terrorist attacks from taking place.

Thus, the general public should possess sufficient counter-terrorism awareness and promptly report any terrorism-related suspicious persons or incidents, so as to facilitate the prevention and combat of terrorist activities, joining hands to build “a safe community”.



How to Identify a Suspicious Person?

Although there are no specific rules for identifying a suspicious person, the following factors can be taken in account:

Is the appearance of the person unusual?

Examples:

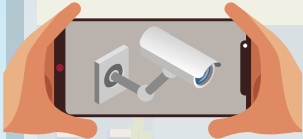
- Carrying weapons
- Wearing outfit (e.g. cap, mask or gloves) that conceals identity
- Carrying abnormally big or heavy items
- Outfit is not commensurate with the weather



Is the behaviour of the person unusual?

Examples:

- Looking nervous
- Expressing threat of violence
- Showing unusual interests in the security measures or procedures
- Loitering at the same location without legitimate reasons
- Conducting reconnaissance, such as taking pictures/videos of the access routes and security facilities (e.g. CCTV)



Is the presence of the person foreign to the area?

Examples:

- Trespassing into restricted area
- Unable to provide justification upon enquiry



Be Alert for Terrorist Activities

Terrorist activities can be summarised into four categories represented by an acronym '**SPOT**'.

Terrorism-related activities include:



Support

Examples:

- Recruit and promote for terrorist/extremist groups
- Provide funding or venue for terrorist/extremist groups



Preparation

Examples:

- Purchase or store unusual amount of chemicals, electronic parts or flammable liquid
- Purchase or manufacture weapons, firearms or explosives
- Research, learn, test or discuss tactics for attack
- Conduct reconnaissance, such as taking pictures/videos of the access routes and security facilities (e.g. CCTV)



Online Materials

Examples:

- Publish attack guidelines or weapon manuals, spread extreme hatred ideologies, advocate the use of extreme violence on online platforms



Terrorist Ideologies

Examples:

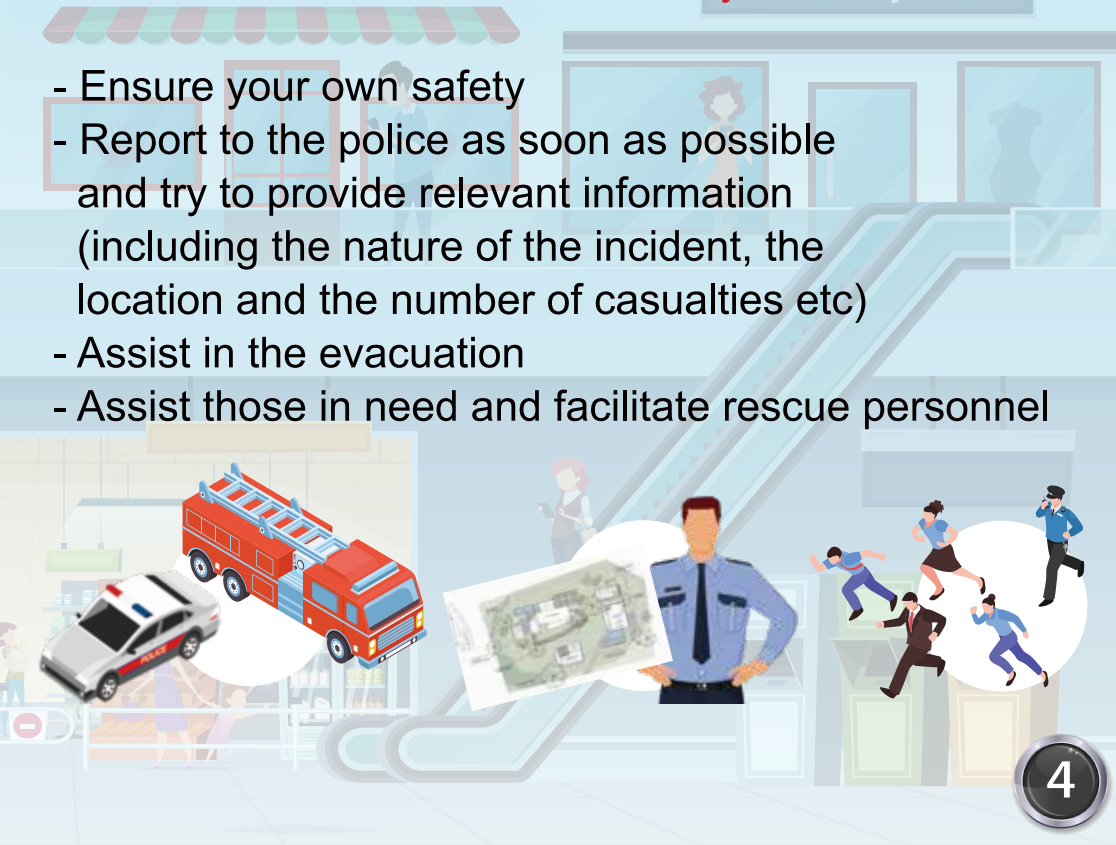
- Express support for terrorism
- Possess or display terrorism-related items (including flags and propaganda materials such as posters and videos)

Guidelines for Security Personnel

Under safe circumstances, security personnel should intercept the suspicious personnel, conduct enquiry and obtain relevant particulars. If these actions failed to clear doubts, report to the police and seek assistance immediately.

However, in the event of an emergency, e.g. the suspicious person is violent, or any suspicious object is discovered, or an attack is taking place, the following actions should be taken immediately: · *Boutique* ·

- Ensure your own safety
- Report to the police as soon as possible and try to provide relevant information (including the nature of the incident, the location and the number of casualties etc)
- Assist in the evacuation
- Assist those in need and facilitate rescue personnel



閃
Run

避
Hide

求
Report

In the event of a violent attack, general public should apply the advisory of “Run, Hide, Report” to stay safe:



RUN - To run out of the attacker's line of sight and leave the scene via a safe route. More importantly, refrain from staying at the scene for taking photos or videos but leave immediately to avoid danger.



HIDE - If it is impossible to leave the attack scene, hide and lock yourself in a room, and then mute the mobile phone and turn off the vibration function as soon as possible. Refrain from using any items that can emit light or sound to avoid drawing the attacker's attention.



REPORT - Call the police for assistance via 999 when safe or far away from the attack location.

999

VIEW MORE



3 *Basic Skills* on Emergency Preparedness

Mastering the “Three Basic Skills on Emergency Preparedness” promoted by the Fire Services Department will also help strengthen your capabilities in dealing with emergencies or contingencies.



Extinguish and Prevent Fire

Learn how to use and maintain fire service installations and equipment correctly. In case of a fire, you can effectively control and even extinguish the fire at the initial stage. This will reduce human casualties and loss of property.



Self-help and Help Others

Learn the proper emergency self help knowledge and skills. In case of emergency, you can help yourself and, when safe to do so, help others.



Escape and Evacuate

Always check out the escape routes and exit signs in the buildings and venues you visit. In case of a fire or other emergency, you can immediately follow the routes and signs and make a quick escape to safety.

VIEW MORE



Report non-urgent suspected terrorism-related information



SMS **63-666-999**

WeChat ID

CT-hotline



e-report :



Cafe

In an emergency



999

ictu.gov.hk

